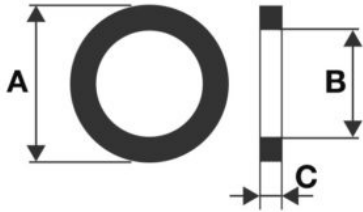
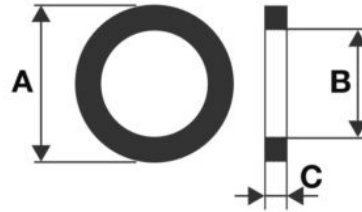


1002



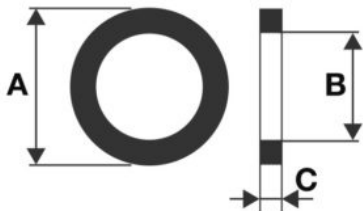
GUARNIZIONE IN RAME: A:12 B:8
C:1,5

1003



GUARNIZIONE IN RAME: A:15 B:10
C: 1,5

1004



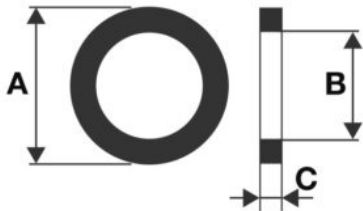
GUARNIZIONE IN RAME: A:16 B:12
C: 1,5

1005



GUARNIZIONE IN RAME: A:18 B:12
C:1,5

1006



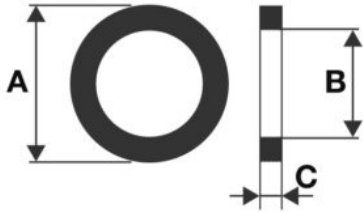
GUARNIZIONE IN RAME: A:20 B:14
C:1,5

1007

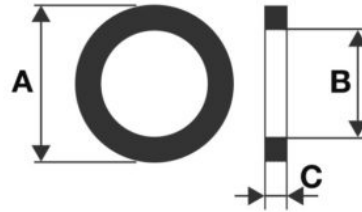


GUARNIZIONE IN RAME: A:20 B:16
C: 1,5

1008



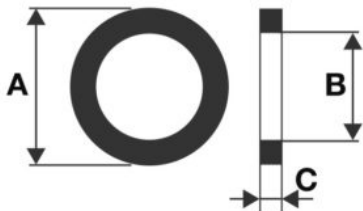
1009



GUARNIZIONE IN RAME A:22 B:16
C:1,5

GUARNIZIONE IN RAME: A:22 B:18
C:1,5

1010



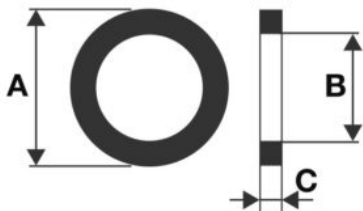
1011



GUARNIZIONE IN RAME: A:24 B:18
C:1,5

GUARNIZIONE IN RAME: A:26 B:20
C:1,5

1012

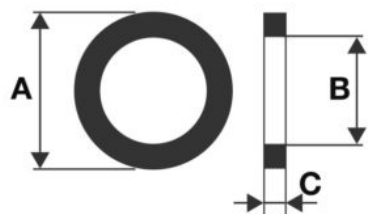


1013

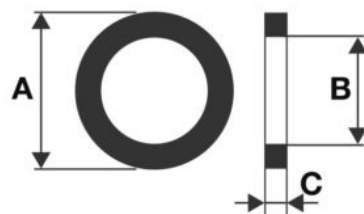


GUARNIZIONE IN RAME: A:28 B:20
C: 1,5

GUARNIZIONE IN RAME: A:28 B:22
C:1,5



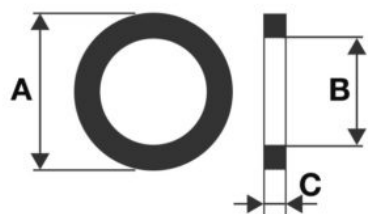
1014



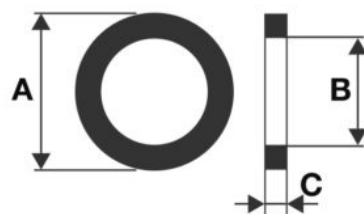
1015

GUARNIZIONE IN RAME: A:30 B:24
C:1,5

GUARNIZIONE IN RAME: A:32 B:26
C:1,5



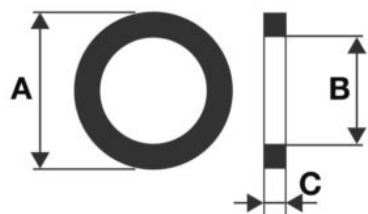
1016



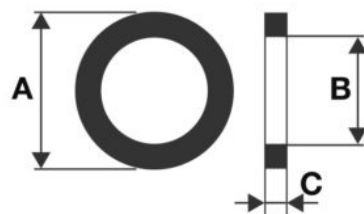
1017

OPEL A:21 B:14,5 C:2

CITROEN - PEUGEOT A:21 B:15,4 C:2



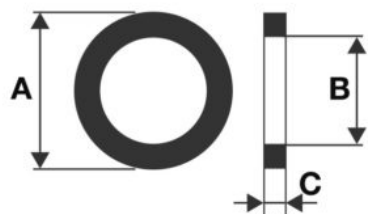
1018



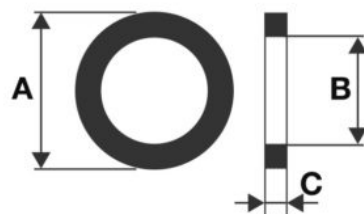
1019

RENAULT - A:21,2 B:14,8 C:2

CITROEN CX - FIAT 142 - A:21,4 B:14,5 C: 2



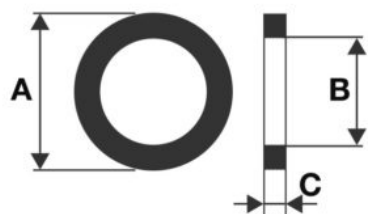
1020



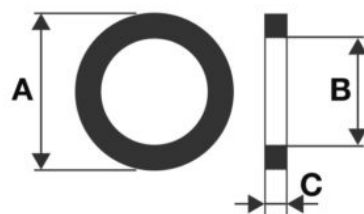
1021

GUARNIZIONE IN RAME - A:15 B:10 C:2

GUARNIZIONE IN RAME - A:16 B:10 C:1,5



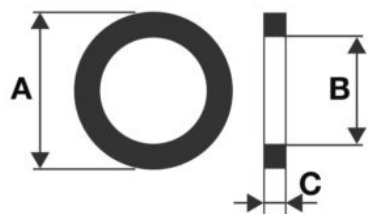
1023



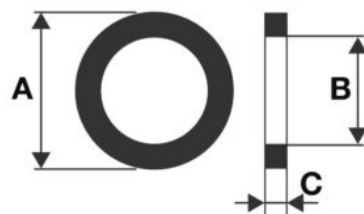
1024

GUARNIZIONE IN RAME - A:16,7 B:9,5 C:1

GUARNIZIONE IN RAME - A:18 B:10 C:2



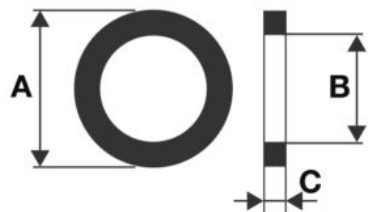
1025



1026

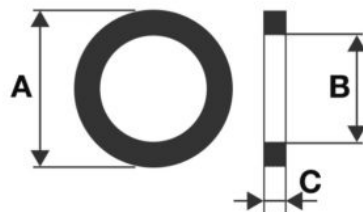
FORD 5000 - MERCEDES 6-8 cil. - A: 18,5 B: 10
C: 1,5

FORD 2000 - A: 18,5 B: 10 C: 2



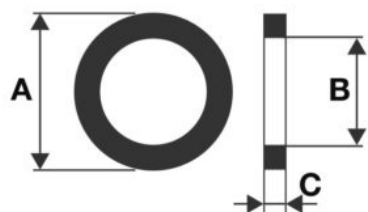
1027

DEUTZ - A: 20 B: 9,5 C: 2,5



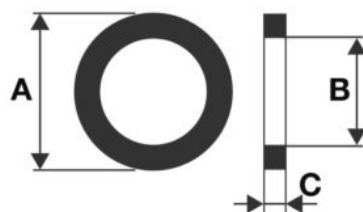
1028

VARIE - A: 20 B: 10 C: 1



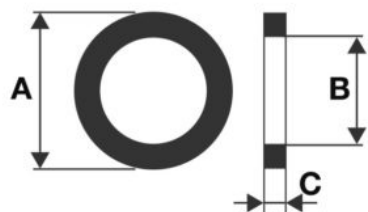
1029

VARIE - A: 20 B: 10 C: 1,5



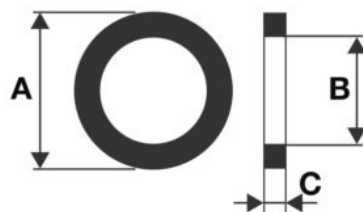
1030

BMC A29004 - Riferimento Originale: A29004
Impiego: BASE INIETTORE A: 20 B: 10 C: 2



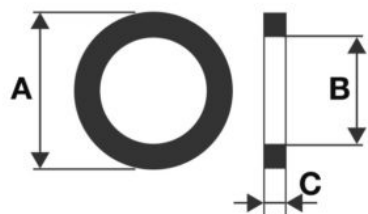
1031

FIAT 615N - 131 - A: 20 B: 14 C: 2



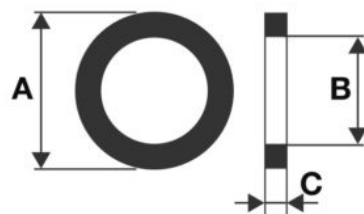
1032

PERKINS 5339423 - Riferimento Originale: 5339-423
BASE INIETTORE A: 20,8 B: 14,5 C: 1,5



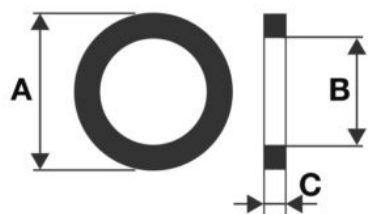
1033

BEDFORD 5339401 - Riferimento Originale: 5339-401
Impiego: BASE INIETTORE A: 21 B: 10 C:



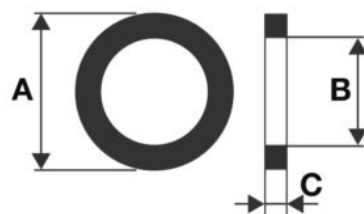
1034

DEUTZ (OTTONE-AMIANTO) - A: 21 B: 10 C: 2,2



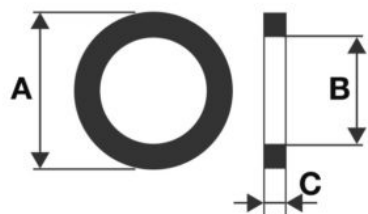
1035

FIAT 662N3-80 ÷ 110NC - Impiego: BASE INIETTORE
A: 21 B: 11 C: 2



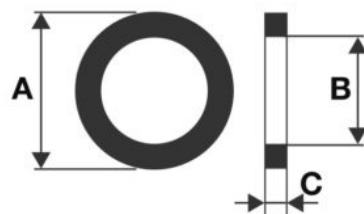
1036

FORD TRANSIT - Impiego: BASE INIETTORE A: 21 B:
14,5 C: 1,5



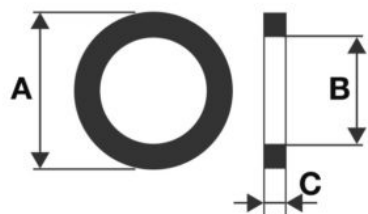
1037

LAMBORGHINI - Impiego: BASE INIETTORE A:22
B:10 C:1

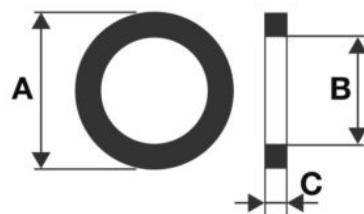


1038

FIAT 615N1 - PEUGEOT - Impiego: BASE INIETTORE
A:22 B:15 C:2,5



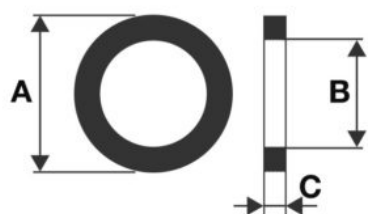
1039



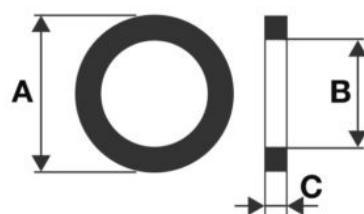
1040

LEYLAND - Impiego: BASE INIETTORE A: 22,5 B: 9,5 C: 0,4

TAGLIA "T" - Impiego: BASE INIETTORE A:24 B:18 C:2



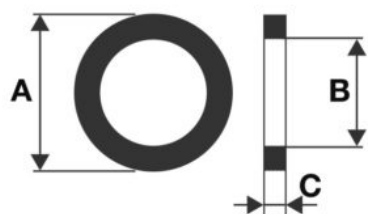
1041



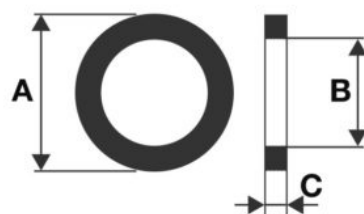
1042

FIAT - Impiego: RACCORDO ENTRATA PORTA POLVERIZZATORE A:12 B:3 C:2

FIAT - Impiego: RACCORDO ENTRATA PORTA POLVERIZZATORE A:12 B:5 C:1



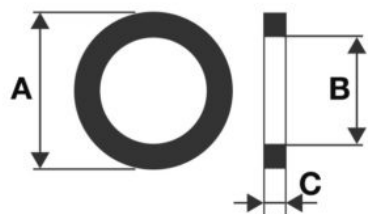
1043



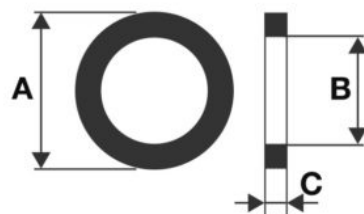
1044

FIAT - Impiego: RACCORDO ENTRATA PORTA POLVERIZZATORE A:12 B:6 C:1,5

GM 5226186 - Riferimento Originale: 5226-186
Impiego: RACCORDO ENTRATA PORTA POLVERIZZATORE - A:19



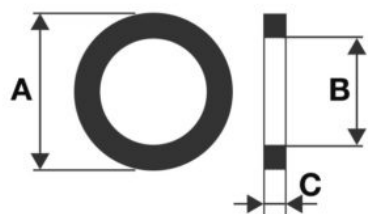
1045



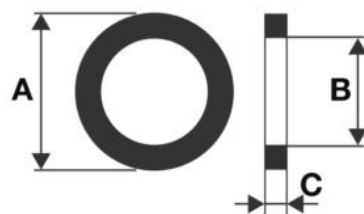
1046

FIAT 691-697 I° SERIE - Impiego: DADO REGISTRO
A:14 B:10 C:0,8

FIAT 691-697 II° SERIE - Impiego: DADO REGISTRO
A:18 B:15 C:1,5



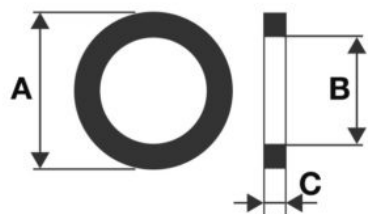
1047



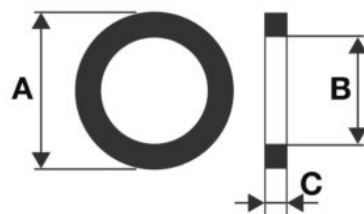
1048

CAV 7169182 - Riferimento Originale: 7.169.182
Impiego: DADO REGISTRO - A:18,5 B:15

CAV - Impiego: TAPPO CHIUSURA - A: 25 B: 21
C: 0,8



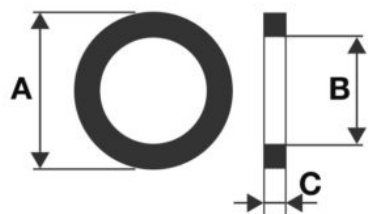
1049



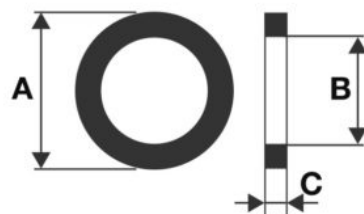
1050

CAV - Impiego: TAPPO CHIUSURA - A:25 B:21
C:1,5

CAV - Impiego: TAPPO CHIUSURA - A:26 B:22
C:0,8



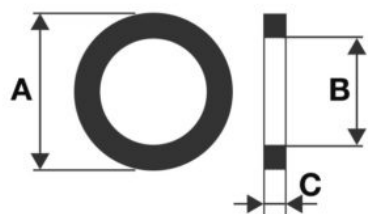
1051



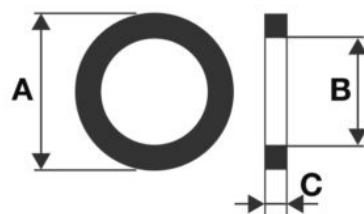
1052

FIAT 615 N - Impiego: GHIERA - A:22 B:18 C:1

FORSON - Impiego: GHIERA - A: 24,5 B: 21 C: 0,8



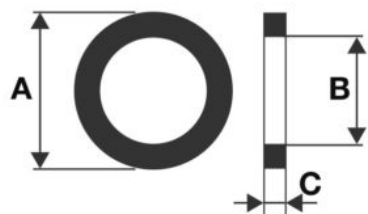
1053



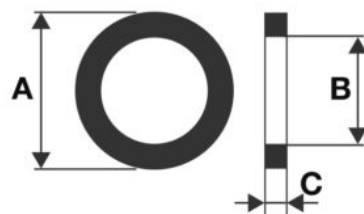
1054

FIAT RITMO - VM - Impiego: PARAFIAMMA - A: 20 B: 11 C: 0,5

FIAT 131- 132 - Impiego: PARAFIAMMA - A: 20,5 B: 16 C: 0,5



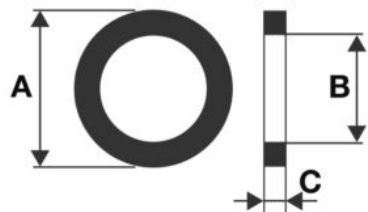
1055



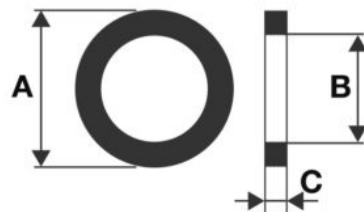
1056

FIAT 615 N1 - Impiego: PARAFIAMMA - A: 21 B: 17 C: 0,5

OPEL - PEUGEOT - Impiego: PARAFIAMMA - A: 21 B: 17,5 C: 0,5



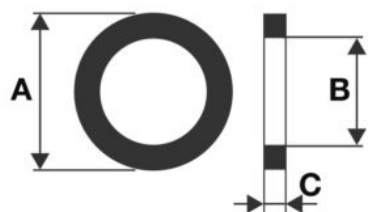
1057



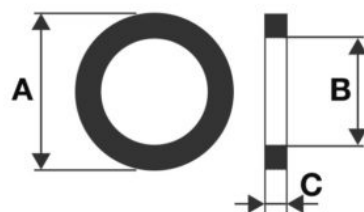
1058

TAPPO PUNTERIA 2916710605 - Riferimento Originale: 2.916.710.605 - Impiego: POMPA "P" - A: 13,5

VALVOLA 2916710610 - Riferimento Originale: 2.916.710.610 Impiego: POMPA "P" - A: 20 B: 14



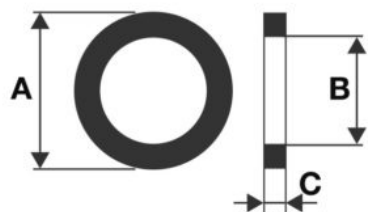
1059



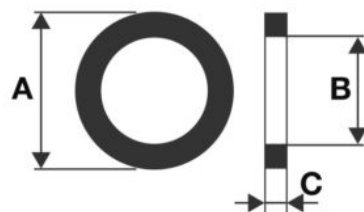
1060

TAPPO ASTA 2916710618 - Riferimento Originale: 2.916.710.618 Impiego: POMPA "P" - A: 29 B: 24

VITE 20543 - Riferimento Originale: 20543 Impiego: POMPA SIMMS - A: 12,5 B: 6,5



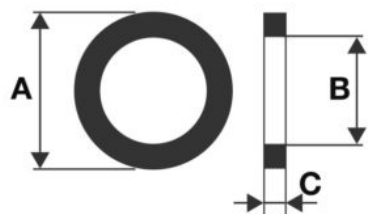
1061



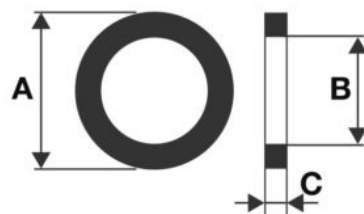
1062

RACCORDO 22186 - Riferimento Originale: 22186 Impiego: POMPA SIMMS - A: 12,5 B: 8,5

SPURGO 502220 - Riferimento Originale: 502220 Impiego: POMPA SIMMS - A: 13 B: 8 C



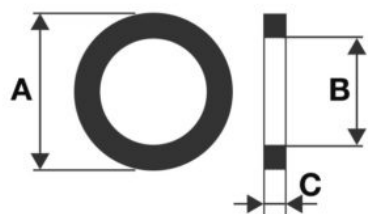
1063



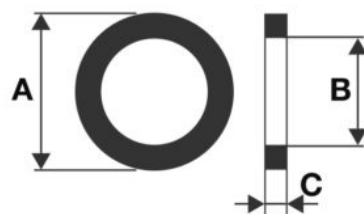
1064

SPURGO 21005 - Riferimento Originale: 21005
Impiego: POMPA SIMMS - A: 14 B: 10 C:

VITE 29014 - Riferimento Originale: 29014 Impiego:
POMPA SIMMS - A: 14 B: 10,5 C:



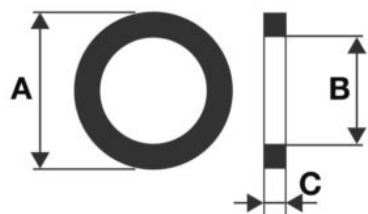
1065



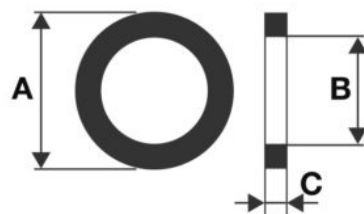
1066

RACCORDO 86816 - Riferimento Originale: 86816
Impiego: POMPA SIMMS - A: 17,5 B: 13

RACCORDO 101404 - Riferimento Originale: 101404
Impiego: POMPA SIMMS - A: 23 B: 19



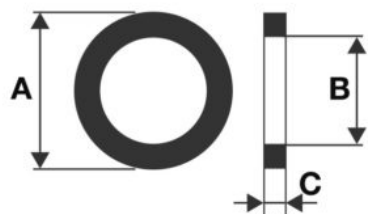
1067



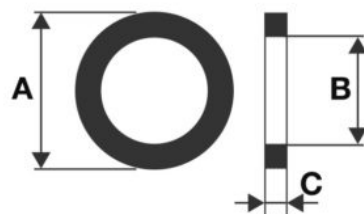
1068

VITE 5339964 - Riferimento Originale: 5339.964
Impiego: POMPA CAV - A: 6 B: 3,6 C:

VITE TAPPO NW5BW4 - Riferimento Originale:
NW5.BW4 Impiego: POMPA CAV - A: 8 B: 5



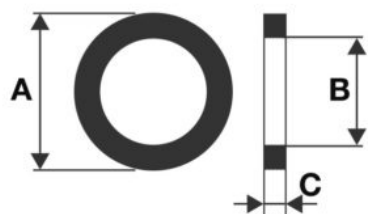
1069



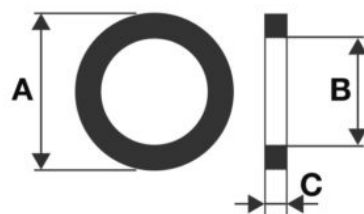
1070

VITE 5339808 - Riferimento Originale: 5339.808
Impiego: POMPA CAV - A: 8,7 B: 5

VITE TAPPO NW59W4 - Riferimento Originale:
NW5.9W4 Impiego: POMPA CAV - A: 8,7 B: 5



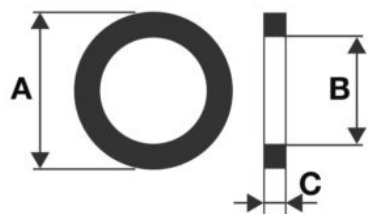
1071



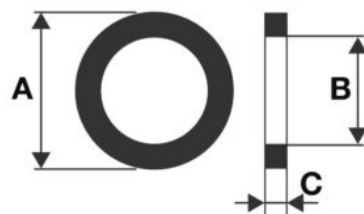
1072

SPURGO NW517W5 - Riferimento Originale:
NW5.17W5 Impiego: POMPA CAV - A: 11 B: 8

SPURGO 593658F - Riferimento Originale: 5936-58F
Impiego: POMPA CAV - A: 12 B: 6,5



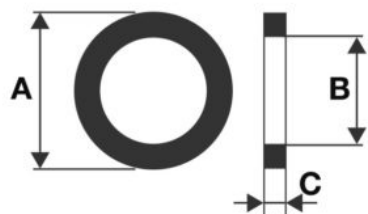
1073



1074

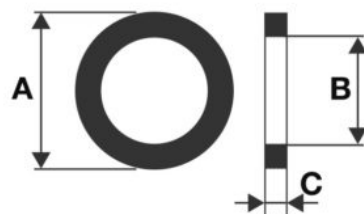
SPURGO 5339833 - Riferimento Originale: 5339-833
Impiego: POMPA CAV - A: 12,8 B: 8

RACCORDO 5339963 - Riferimento Originale:
5339-963 Impiego: POMPA CAV - A: 14,2 B: 9,8



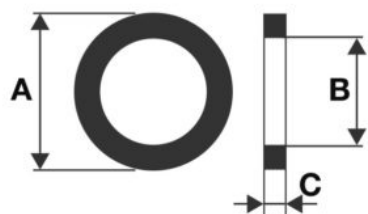
1075

RACCORDO OCCHIO 5339966 - Riferimento Originale: 5339-966 Impiego: POMPA CAV - A: 15,8 B:



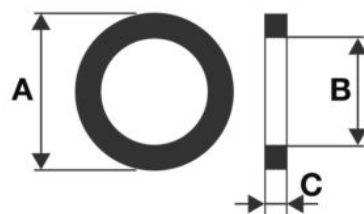
1076

RACCORDO 5339874 - Riferimento Originale: 5339-874 Impiego: POMPA CAV - A: 17 B: 13



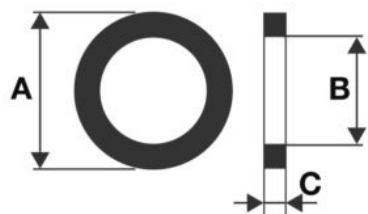
1077

RACCORDO 59367 - Riferimento Originale: 5936-7 Impiego: POMPA CAV - A: 23 B: 19



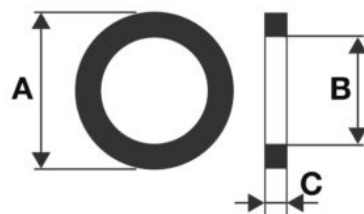
1078

POMPA "VE F" 1450105000 - Riferimento Originale: 1.450.105.000 Impiego: VALVOLA DI MANDATA - A: 12



1079

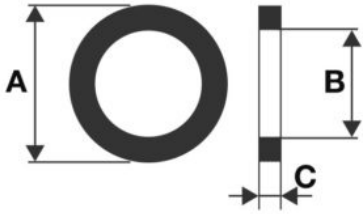
POMPA "M" 1410105001 - Riferimento Originale: 1.410.105.001 Impiego: VALVOLA DI MANDATA - A: 13



1080

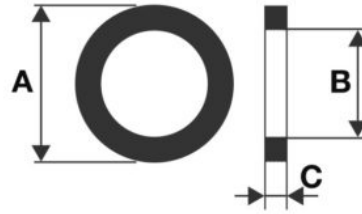
POMPA "P" 2410105003 - Riferimento Originale: 2.410.105.003 Impiego: VALVOLA DI MANDATA - A: 18

1081



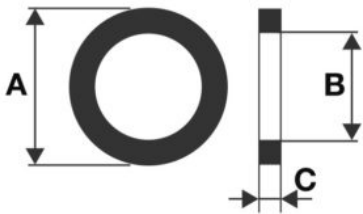
POMPA "A" - Impiego: BASE POMPANTE - A: 13,5 B: 11 C: 0,2

1082



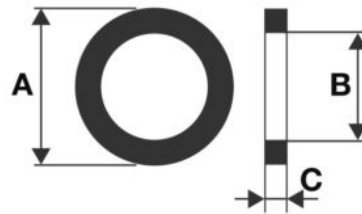
POMPA "A" - Impiego: BASE POMPANTE - A:15,5 B:13 C:0,2

1083



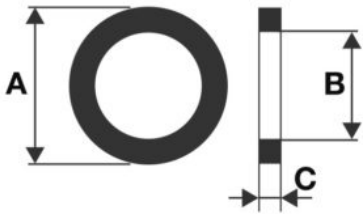
POMPA "B" - Impiego: BASE POMPANTE - A: 17 B: 14 C: 0,2

1084



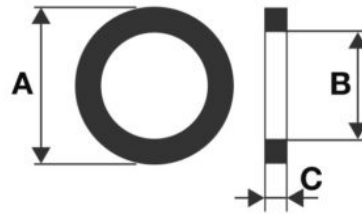
POMPA "B" - Impiego: BASE POMPANTE - A: 17 B: 14 C: 0,5

1085

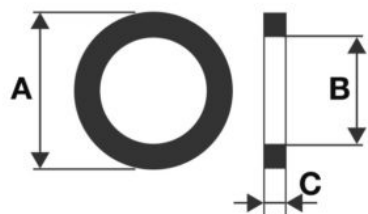


POMPA "A-B" - Impiego: BASE POMPANTE - A: 18 B: 14 C: 0,2

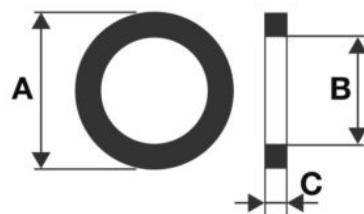
1086



SIMMS - Impiego: BASE POMPANTE - A:19 B:16 C:0,2



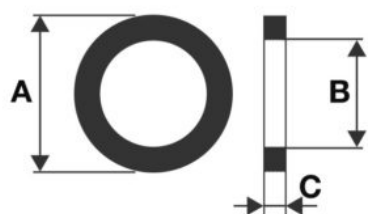
1087



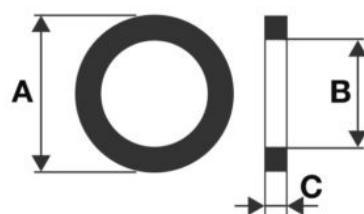
1088

POMPA "B-V" - Impiego: BASE POMPANTE - A:21,5
B:18 C:0,2

POMPA PE-A - Impiego: VITE FISS. POMPANTE - A:8,5
B:5 C:0,8



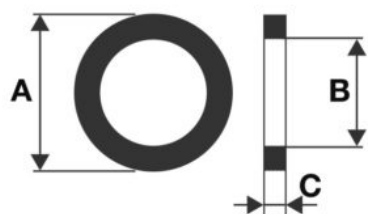
1089



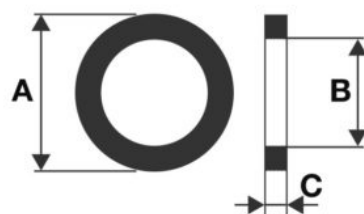
1090

POMPA PE-B-BV Impiego: VITE FISS. POMPANTE -
A:10 B:6 C:1

POMPA PES-A-B - Impiego: VITE FISS. POMPANTE -
A:10 B:8 C:0,5



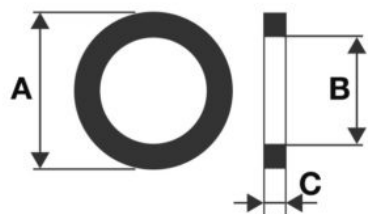
1091



1092

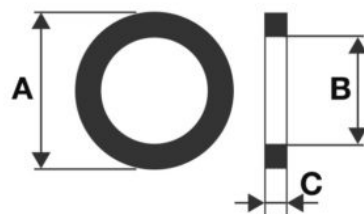
COPERCHIO 2916710605 - Riferimento Originale:
2.916.710.605 - Impiego: REGOLATORE RPA-B RQ -
A:13,5 B:

COPERCHIO - Impiego: REGOLATORE RPA-B RQ -
A:34 B:30 C:1



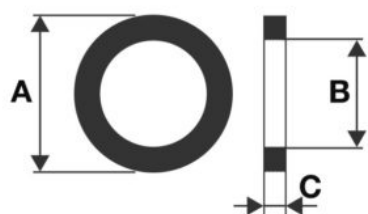
1093

SCATOLA - Impiego: REGOLATORE RPA-B RQ -
A:42 B:38 C:1



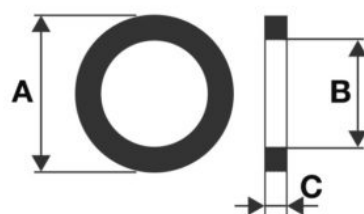
1094

ADESCATORE 1230203001 - Riferimento Originale:
1.230.203.001 - Impiego: POMPA ALIMENTAZIONE -
A:19 B:16



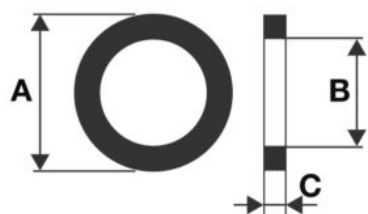
1095

ADESCATORE 2916710611 - Riferimento Originale:
2.916.710.611 - Impiego: POMPA ALIMENTAZIONE -
A:19,8 B:1



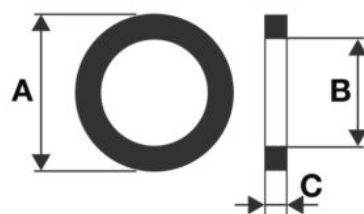
1096

TAPPO 2440105000 - Riferimento Originale:
2.440.105.000 - Impiego: POMPA
ALIMENTAZIONE - A:30,5 B:25,5



1097

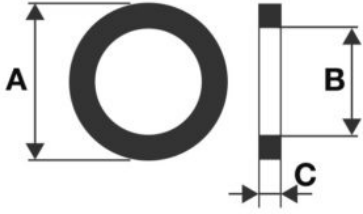
FIAT Impiego: RACCORDO RECUPERO - A:12
B:8 C:0,8



1098

AUDI A: A:13 B:7,6 C:2,5

1001



GUARNIZIONE IN RAME: A:10 B:6
C:1